



Available Sizes - 10'x10', 10'x15' & 10'x20'

The benchmark for brand, business, and team applications, the ECLIPSE® canopy is trusted by organizations around the globe to perform reliably day in and out. Available with steel or aluminum frame construction and a wide range of sizes, ECLIPSE® features a premium Duralon® PRO fabric top in solid colors or custom-printed with your unique design for a professional setup.

## THE PROFESSIONAL'S CHOICE

Performance and Reliability for Everyday Use

### FEATURES

**DualCore™ Reinforced Frame**

Choose between rugged High Strength 1015 Steel or lightweight Aircraft-Grade Aluminum for easy transport and portability.

#### FRAME COLORS



**Cross-Brace Frame Design**

Proven one-piece ceiling structure adds overhead support and rigidity for reliable daily performance.

**Weather-Resistant Fabric**

Outfitted with a premium Duralon® PRO top for dependable protection and a polished, professional appearance.

**E-Z Glide™ Leg Adjusters**

Debris-draining channels allow legs to slide smoothly for quick height adjustment in dirt, sand, or gravel.

**Impact Resistant Components**

High-impact Nylon joints and anti-corrosion hardware ensure long-term durability in demanding conditions.

**No-Pinch E-Z Lock & Release Corners**

Safe, fast-deploy system allows for smooth setup and takedown without hand strain.

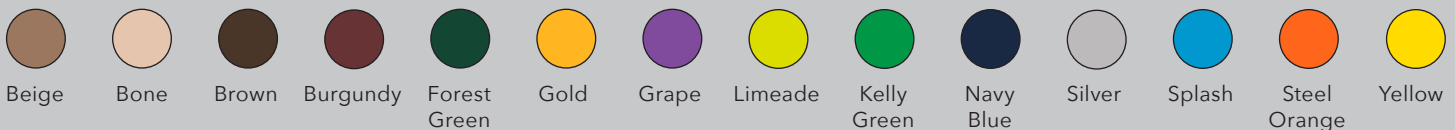
**Welded Steel Foot Plate**

Durable steel foundation improves stability and anchoring across a variety of surfaces.

#### STOCK TOP COLORS



#### PREMIUM TOP COLORS




# TECHNOLOGY

**CROSS-BRACE CEILING**  
Overhead Support Structure  
Reinforces Frame



**E-Z Lock & Release**  
Pinch Free for  
Fast Setup & Takedown




**High Strength  
1015 Steel Frame**  
Square 32mm Leg Shape



**Anti-Corrosion Hardware**  
Impact & Temp  
Resistant Nylon



**E-Z Glide™ Leg Adjusters**  
Comfortable Toggle Grip  
with 5 Height Options



**Sturdy Foot Plate**  
Welded Steel



## SPECIFICATIONS

<b>TOP FABRIC</b>	Duralon® PRO - 500D Polyester
<b>FIRE CERTIFICATION</b>	Meets the CPAI-84, NFPA-701, & CAN/ULC-S109 Fire-Resistance Requirements
<b>CUSTOM PRINTING OPTIONS</b>	Custom Graphics Available
<b>WARRANTY</b>	7 Year Limited

# ECLIPSE®



## 10' X 10' SPECIFICATIONS

<b>SHADED AREA</b>	100 sq ft (9 sq. m)
<b>STEEL FRAME SHIPPING WEIGHT</b>	61 lbs. (27.7 kg)
<b>ALUMINUM FRAME SHIPPING WEIGHT</b>	52 lbs. (23.6 kg)
<b>TOP SHIPPING WEIGHT</b>	12 lbs. (5.4 kg)

<b>STEEL/ALUMINUM FRAME BOX DIMENSIONS</b>	66" L x 10" W x 10" H (1.7 m x 25 cm x 25 cm)
<b>TOP BOX DIMENSIONS</b>	27" L x 15" W x 4" H (69 cm x 38 cm x 10 cm)
<b>FOLDED DIMENSIONS</b>	62.5" L x 8.5" W x 8.5" H (1.6 m x 22 cm x 22 cm)
<b>MAXIMUM PEAK HEIGHT</b>	11' 2" (3.4 m)
<b>MAXIMUM HEADROOM</b>	7' 1" (2.2 m)
<b>MAXIMUM VALANCE CLEARANCE HEIGHT</b>	6' 9" (2.1 m)



## 10' X 15' SPECIFICATIONS

<b>SHADED AREA</b>	150 sq ft (13.9 sq. m)
<b>STEEL FRAME SHIPPING WEIGHT</b>	77 lbs. (35 kg)
<b>TOP SHIPPING WEIGHT</b>	18 lbs. (8.2 kg)

<b>STEEL FRAME BOX DIMENSIONS</b>	66" L x 12" W x 10" H (1.7 m x 30 cm x 25 cm)
<b>TOP BOX DIMENSIONS</b>	27" L x 15" W x 5" H (69 cm x 38 cm x 13 cm)
<b>FOLDED DIMENSIONS</b>	62.5" L x 10.5" W x 8.5" H (1.6 m x 27 cm x 22 cm)
<b>MAXIMUM PEAK HEIGHT</b>	11' (3.4 m)
<b>MAXIMUM HEADROOM</b>	6' 10" (2.1 m)
<b>MAXIMUM VALANCE CLEARANCE HEIGHT</b>	6' 7" (2 m)



## 10' X 20' SPECIFICATIONS

<b>SHADED AREA</b>	200 sq ft (18.6 sq. m)
<b>STEEL FRAME SHIPPING WEIGHT</b>	116 lbs. (52.6 kg)
<b>ALUMINUM FRAME SHIPPING WEIGHT</b>	92 lbs. (41.7 kg)
<b>TOP SHIPPING WEIGHT</b>	22 lbs. (10 kg)

<b>STEEL/ALUMINUM FRAME BOX DIMENSIONS</b>	66" L x 12" W x 10" H (1.7 m x 30 cm x 25 cm)
<b>TOP BOX DIMENSIONS</b>	27" L x 15" W x 5" H (69 cm x 38 cm x 13 cm)
<b>FOLDED DIMENSIONS</b>	62.5" L x 15.5" W x 10.5" H (1.6 m x 39 cm x 27 cm)
<b>MAXIMUM PEAK HEIGHT</b>	11' 5" (3.5 m)
<b>MAXIMUM HEADROOM</b>	7' 3" (2.2 m)
<b>MAXIMUM VALANCE CLEARANCE HEIGHT</b>	6' 9" (2.1 m)

# ECLIPSE®

**International E-Z UP, Inc.**  
 1900 Second Street  
 Norco, California 92860  
 (951) 279-0999 • FAX (800) 810-8775

TO ORDER:  
**(800) 45-SHADE**  
 (800) 457-4233